

Middlebury, Connecticut

General

ACS, 2017–2021	Middlebury	State
Current Population	7,617	3,605,330
Land Area <i>mi</i> ²	18	4,842
Population Density <i>people per mi</i> ²	429	745
Number of Households	2,906	1,397,324
Median Age	46	41
Median Household Income	\$124,619	\$83,572
Poverty Rate	4%	10%

Economy

Top Industries

Lightcast, 2021 (2 and 3 digit NAICS)	Jobs	Share of Industry
1 Health Care and Social Assistance	1,634	48%
2 Accommodation and Food Services	226	
Food Services and Drinking Places		99%
3 Management of Companies and Enterprises	209	
Management of Companies and Enterprises		100%
4 Admin, Support, Waste Mgmt., Remediation	178	
Administrative and Support Services		89%
5 Retail Trade	155	
Motor Vehicle and Parts Dealers		32%
Total Jobs, All Industries	2,996	

SOTS Business Registrations

Secretary of the State, August 2023

New Business Registrations by Year

Year	2018	2019	2020	2021	2022
Total	66	77	72	92	99

Total Active Businesses 940

Key Employers

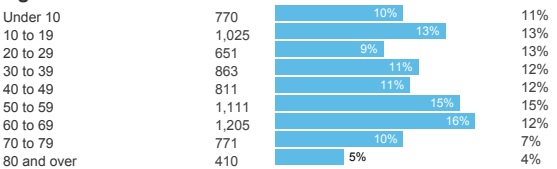
Data from Municipalities, 2023

- 1 Chemtura Corp
- 2 Timex Group Usa Inc
- 3 Quassy Amusement Park
- 4 Winchester Electronics Corp
- 5 Berlin Packaging

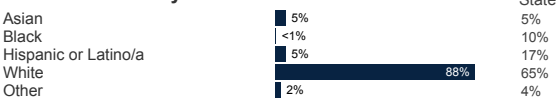
Demographics

ACS, 2017–2021

Age Distribution



Race and Ethnicity

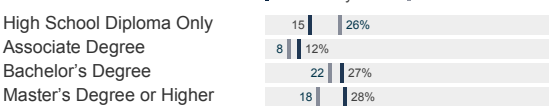


Hispanic includes those of any race. Remaining racial groups include only non-hispanic. 'Other' includes American Indian, Alaska Native, Native Hawaiian, Pacific Islander, two or more races.

Language Spoken at Home



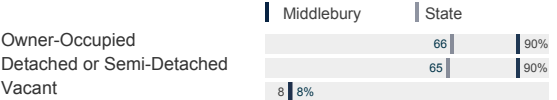
Educational Attainment



Housing

ACS, 2017–2021

	Middlebury	State
Median Home Value	\$364,400	\$286,700
Median Rent	\$-666,666,666	\$1,260
Housing Units	3,166	1,527,039



Schools

CT Department of Education, 2022-23

School Districts

	Available Grades	Total Enrollment	Pre-K Enrollment	4-Year Grad Rate (2021-22)
Regional School District 15	PK-12	3,469	67	94%
Statewide	-	513,513	19,014	89%

Smarter Balanced Assessments

Met or Exceeded Expectations, 2021-22

	Math	ELA
Regional School District 15	58%	58%
Statewide	42%	48%

Middlebury, Connecticut

Labor Force

CT Department of Labor, 2022

	Middlebury	State
Employed	3,934	1,851,993
Unemployed	146	80,470

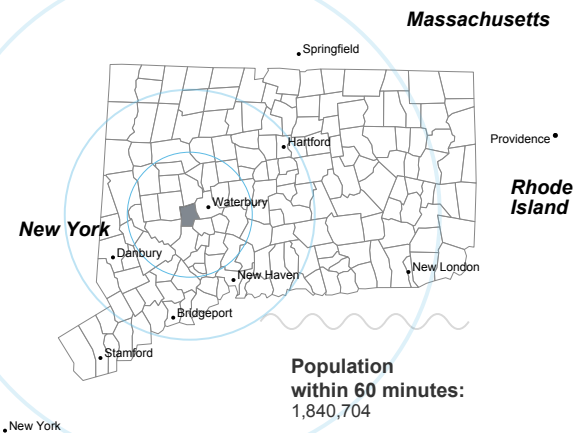
Unemployment Rate

Self-Employment Rate*

*ACS, 2017–2021



Catchment Areas of 15mi, 30mi, and 60mi



Access

ACS, 2017–2021

	Middlebury	State
Mean Commute Time *	26 min	26 min
No Access to a Car	4%	8%
No Internet Access	6%	9%

Commute Mode

Public Transport	0%	4%
Walking or Cycling	1%	3%
Driving	82%	84%
Working From Home *	10%	12%

Public Transit

CT <i>transit</i> Service	Local
Other Public Bus Operations	-
Train Service	-

* 5 year estimates include pre-pandemic data

Fiscal Indicators

CT Office of Policy and Management, State FY 2020-21

Municipal Revenue

Total Revenue	\$36,734,300
Property Tax Revenue	\$34,300,114
per capita	\$4,470
per capita, as % of state avg.	139%
Intergovernmental Revenue	\$1,194,263
Revenue to Expenditure Ratio	104%

Municipal Expenditure

Total Expenditure	\$35,403,335
Educational	\$24,902,260
Other	\$10,501,075

Grand List

Equalized Net Grand List	\$1,461,055,180
per capita	\$190,143
per capita, as % of state avg.	117%
Commercial/Industrial Share of Net Grand List	12%
Actual Mill Rate	35.10
Equalized Mill Rate	23.51

Municipal Debt

Moody's Rating (2023)	Aa1
S&P Rating (2023)	-
Total Indebtedness	\$18,949,279
per capita	\$2,466
per capita, as % of state avg.	90%
as percent of expenditures	54%
Annual Debt Service	\$1,371,177
as % of expenditures	4%



Search AdvanceCT's **SiteFinder**, Connecticut's most comprehensive online database of available commercial properties.
advancect.org/site-selection/ct-sitefinder

About Town Profiles

The Connecticut Town Profiles are two-page reports of demographic and economic information for each of Connecticut's 169 municipalities. Reports for data are available from profiles.ctdata.org

Feedback is welcome, and should be directed to info@ctdata.org

These Profiles can be used free of charge by external organizations, as long as *AdvanceCT* and *CTData Collaborative* are cited. No representation or warranties, expressed or implied, are given regarding the accuracy of this information.